

Back to School

Math Fun

Created by Heather Price



Graphics by Scrappin' Doodles, DJ Inkers, and Melonheadz Illustrating
Frames by The 3rd Teacher

<http://heathersfirstgradeheart.blogspot.com/>



directions

*Roll and Cover: roll 1 die and color the corresponding number and animal according to the color code.

*Who Has More: Compare how many Pete and Chester have. Draw the amount on the 10 frame. Write how many. Color the box of who has more.

*Pattern Fun: build different patterns with cubes. Color and record.

*Line Up Please: sort by picture; order from least to greatest; record

*School is Cool Cover-Up: roll 2 dice, add, and cover the sum. The first player to cover his/her game board wins.

Name _____

Roll and Color

1- green






4- red

2- blue



5- orange

3- yellow


6- purple




1.






2.




3.




4.



5.






6.



7.



8.





Name _____



Who Has More?

Directions: Fill in the 10 frame. Write how many. Color who has more.



1.

																	
<table border="1"> <tr><td></td><td></td><td></td><td></td></tr> <tr><td></td><td></td><td></td><td></td></tr> </table>									<table border="1"> <tr><td></td><td></td><td></td><td></td></tr> <tr><td></td><td></td><td></td><td></td></tr> </table>								



2.

																	
<table border="1"> <tr><td></td><td></td><td></td><td></td></tr> <tr><td></td><td></td><td></td><td></td></tr> </table>									<table border="1"> <tr><td></td><td></td><td></td><td></td></tr> <tr><td></td><td></td><td></td><td></td></tr> </table>								

3.

																	
<table border="1"> <tr><td></td><td></td><td></td><td></td></tr> <tr><td></td><td></td><td></td><td></td></tr> </table>									<table border="1"> <tr><td></td><td></td><td></td><td></td></tr> <tr><td></td><td></td><td></td><td></td></tr> </table>								

4.


																	
<table border="1"> <tr><td></td><td></td><td></td><td></td></tr> <tr><td></td><td></td><td></td><td></td></tr> </table>									<table border="1"> <tr><td></td><td></td><td></td><td></td></tr> <tr><td></td><td></td><td></td><td></td></tr> </table>								


Name _____

Who Has More?


Directions: Fill in the 10 frame. Write how many. Color who has more.


5.







6.







7.





8.





50 CHIPS



Directions

*Copy on tag and laminate.


*Each player needs a game board and 50 counting chips or cubes and a pair of dice to share.

* The game can also be played individually using 1 or 2 dice.

*Players take turns rolling the dice and adding the numbers; you can also subtract

*The sum rolled is the number of chips used to cover the pictures on the board; if you subtract, you cover the difference

*The first player to use all 50 chips and cover his or her board is the winner



8



6



7



10



9



11



12



11



13



13



15



14



15



14



16



18



16



17



18



20



19



18




19



17



Name _____



1	2	3	4	5	6	7	8	9	10	11	12	13	14	15	16	17	18	19	20
---	---	---	---	---	---	---	---	---	----	----	----	----	----	----	----	----	----	----	----



_____, _____, _____



_____, _____, _____



_____, _____, _____



_____, _____, _____



_____, _____, _____



_____, _____, _____



_____, _____, _____



_____, _____, _____

4

8

2



5

9

6

10

11

12

3

7

4

2

8

5

6

9

12

11

10

3

7



4

8

5

12

6



10

9

11

3

2

7

4

2

12

8



9

6

5

11

3

10

7

Thank You!

Thank you so much for downloading these activities. Please let me know if you have any questions, concerns or comments. I hope your kiddos enjoy these activities. Be sure and visit my blog for TONS of *freebies*!

From my heart to yours,

Heather

hprice@lufkinisd.org <http://heathersfirstgradeheart.blogspot.com/>

Graphics by Scrappin' Doodles, DJ Inkers, and Melonheadz Illustrating
Frames by The 3am Teacher